

Collecting Status Information on your Stimulus Checks


Visit the IRS Coronavirus Tax Relief page at <https://www.irs.gov/coronavirus/get-my-payment>. Click on the Get My Payment button

The screenshot shows the IRS website's 'Get My Payment' page. At the top, there's a blue navigation bar with the IRS logo and links for Help, News, English, Charities & Nonprofits, and Tax Pros. Below this is a secondary navigation bar with links for File, Pay, Refunds, Credits & Deductions, and Forms & Instructions, along with a search bar. The main content area has a breadcrumb trail: Home / News / Topics in the News / Coronavirus Tax Relief / Economic Impact Payments / Get My Payment. The title 'Get My Payment' is prominently displayed. A language selection bar offers options in English, Spanish, Chinese (Simplified and Traditional), Korean, Russian, Vietnamese, and Kreyòl ayisyen. On the left, a sidebar lists 'Topics in the News' (Coronavirus Tax Relief, Economic Impact Payments), 'News Releases', 'Multimedia Center', 'Tax Relief in Disaster Situations', 'Tax Reform', 'Taxpayer First Act', 'Tax Scams/Consumer Alerts', and 'The Tax Gap'. The main content area features a yellow warning box with an exclamation mark icon, stating: 'If you didn't get the full Economic Impact Payment, you may be eligible to claim the Recovery Rebate Credit'. Below this, it says: 'Get My Payment will confirm that we sent your payment(s) and how we sent your payment:'. A blue 'Get My Payment' button is highlighted with a yellow arrow. Another yellow warning box follows, repeating the message about the Recovery Rebate Credit. Below that, there's a section titled 'Issues with bank information?' with a link to 'IRS Statement — Update on Economic Impact Payments'.

The following verification window will open. Press the OK button

The screenshot shows a verification window with a blue header containing the IRS logo and a link for 'Español | Exit'. The main text in the window reads: 'THIS U.S. GOVERNMENT SYSTEM IS FOR AUTHORIZED USE ONLY!'. Below this, there is a paragraph of legal disclaimer text: 'Use of this system constitutes consent to monitoring, interception, recording, reading, copying or capturing by authorized personnel of all activities. There is no right to privacy in this system. Unauthorized use of this system is prohibited and subject to criminal and civil penalties, including all penalties applicable to willful unauthorized access (UNAX) or inspection of taxpayer records (under 18 U.S.C. 1030 and 26 U.S.C. 7213A and 26 U.S.C. 7431)'. At the bottom center of the window is a blue button labeled 'OK'.

Complete all four fields, then click on the CONTINUE button.

 Español | Exit ↗

Get My Payment

If you need additional help, please visit our [Frequently Asked Questions](#) page.


All fields marked with an asterisk (*) are required.

Social Security Number (SSN) or Individual Tax ID Number (ITIN) *

Enter your 9 digit Social Security Number (SSN) or Individual Tax Identification Number (ITIN).

Date of Birth *

Enter your Date of Birth in MM/DD/YYYY format.

Street Address *


Enter your Street Address in "123 Main St NW #7" format. Do not enter City/Town or State.

ZIP or Postal Code (* Required except for countries without ZIP or postal codes)

Enter your 5 digit ZIP or Postal Code.

CONTINUE

The site will load the status results of the two stimulus payments.

 Español | Exit ↗

Payment #1 Status

We scheduled your payment to be deposited on **April 15, 2020** to the bank account below.

Bank Account Number: *****

If you don't see your payment credited to your account, check with your bank to verify they received it. We will mail you a letter with additional information on this payment.

If you need additional help, please visit our [Frequently Asked Questions](#) page.

Payment #2 Status

We scheduled your payment to be mailed on **January 6, 2021** to the address we have on file for you.

We will mail you a letter with additional information on this payment.

If you need additional help or do not receive your payment, please visit our [Frequently Asked Questions](#) page.

EXIT